

**George Mason University – College of Education and Human Development**  
**Special Education Cohort**  
**Steps for Applying**

Depending on county requirements, there may be **two application procedures** for cohort applicants. Applicants must submit a graduate application to George Mason University. They must also contact their county to determine if there is an application required by the county. If so, the student must complete both the application to George Mason University and the application to the county.

### **GMU Application Deadlines**

- Fall (Students accepted for fall are allowed to register for summer classes): **April 1** priority. For summer, students must be accepted prior to the start of their summer course. For fall, complete applications will be reviewed until **August 21**, provided space is still available. Applications that are incomplete will not be reviewed after this date.
- Spring: **November 1** priority. Complete applications will be reviewed until **January 6<sup>th</sup>**, provided space is still available. Applications that are incomplete will not be reviewed after this date.
- Summer: **February 1** priority. Complete applications will be reviewed until **May 15**, provided space is still available. Incomplete applications will not be reviewed after this date

Once accepted to GMU, students continue to be registered for cohort classes by the special education program office. Students should consult the cohort website (<https://education.gmu.edu/special-education-cohort/>) for details on cohort course registration.

Cohort students are required to submit a **complete graduate** GMU application (**not non-degree**).

### **APPLY TO GMU (College of Education and Human Development)**

#### **STEP 1: Select Your Program and Review Admissions Requirements**

Options include:

- MED in Special Education with a
  - concentration in K-12 Adapted Curriculum Licensure- E1-MED- EDSE-KACL
  - concentration in K-12 General Curriculum Licensure-E1-MED-EDSE-KGCL
- Add on Certificate Special Education-General Curriculum-E1-CERG-EDGC

Students who are unsure of the program to which they should apply should contact the Special Education Advising office (<https://education.gmu.edu/special-education/med#advising> )

**IMPORTANT:** When choosing your program in the application, please refer to the above list with program codes and make sure you select the correct one.

**Requirements for admission are:**

- **An earned baccalaureate** from a regionally accredited institution of higher education, or international equivalent, verified from official transcripts. Expectation of an earned baccalaureate prior to the first day of classes for the term for which the student is applying will also meet this requirement. See the [graduate admissions policy](#) for more information.
- **A minimum 3.00 GPA** on a 4.00 scale in baccalaureate study. Students with less than a 3.0 GPA are encouraged to apply, addressing previous academic challenges and highlighting evidence for future success in their goal statement.
- Complete **graduate application** to include application fee.
- **750 -1000 word goal statement** that addresses the reasons for choosing to become a special education teacher and what you hope to accomplish when you are finished with the program. The goal statement can also be used to explain low undergraduate GPA.
- **Resume**
- Scanned, unofficial copies of your **transcripts** for application review. Please make sure your documents are legible. They should include your full name, show your school name, and have your degree conferral date, if earned. If admitted, however, all applicants are required to submit official, final transcripts prior to the last day to add/drop courses in their first semester.
- **Two recommendations** from *former or current employers or university professors*, targeting work experiences and academic abilities submitted through the online application system.

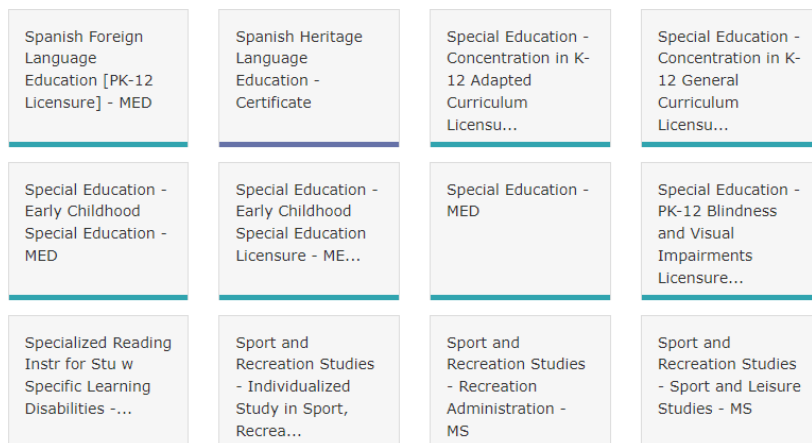
**If you are an applicant with international credentials:**

- International students should reference [Admission of International Students](#) for additional requirements.

**STEP 2: Apply online**

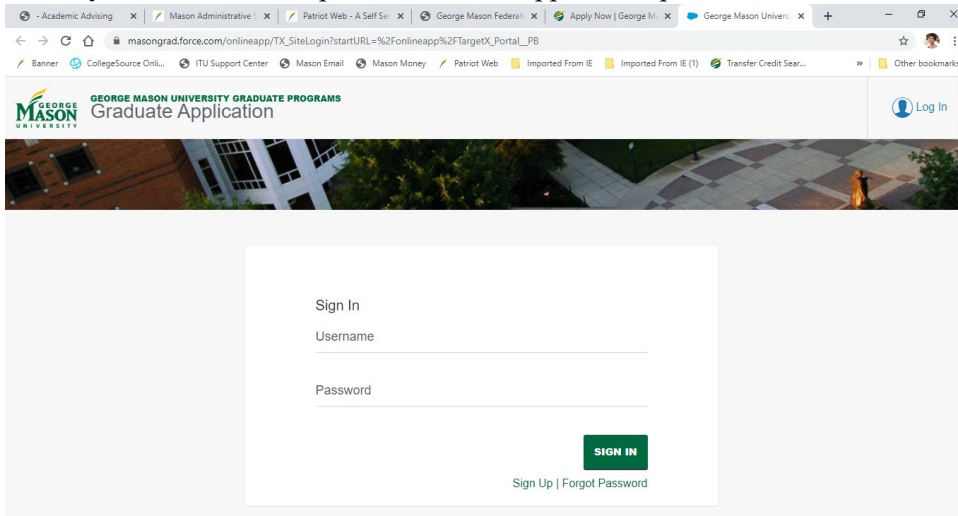
The application can be accessed at: [Apply Now | George Mason University \(gmu.edu\)](#).

1. Select Find Your Program.
2. Scroll down to “Special Education” to see all the options for our program



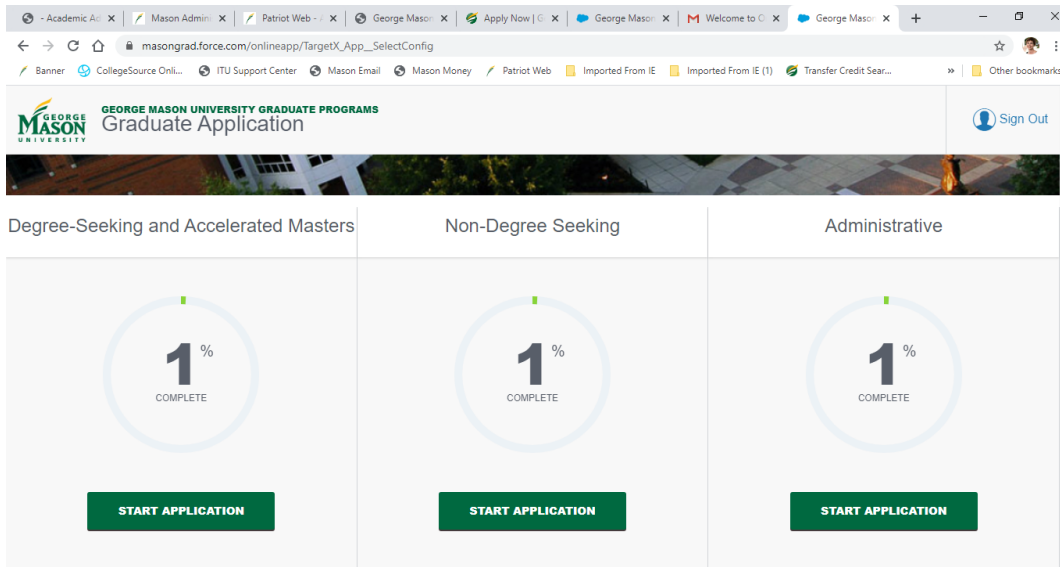
3. Click Apply now on the left side of the screen

4. Create your username and password for the application portal site.



Check your email. Click the link in your application email. Create a Password. Make a note of the email you are using. This will be your username. Make a note of your password. You will continue to use it to update and check the status of your application.

5. Start your application. Be sure to select Degree-Seeking.



6. Select the program you would like to apply for. The following example is for the MEd in Special Education program. Scroll down to select “Special Education – MED” with the concentration that you are wanting to apply for. If you are applying to a cohort program, be sure to select **on-campus or hybrid program** and not online. Please **also indicate the cohort** you would like to be a part of in the relevant field on the application form.

The screenshot shows a web browser window with the URL [masongrad.force.com/onlineapp/TargetX\\_App\\_NewApplication?\\_CONFIRMATIONTOKEN=VmpFFSxNakFSTUMwd09DMHdNbfF4TIRveE5qb3INUzQ1T1RsYSxSbjhxRWkwZ1R...](https://masongrad.force.com/onlineapp/TargetX_App_NewApplication?_CONFIRMATIONTOKEN=VmpFFSxNakFSTUMwd09DMHdNbfF4TIRveE5qb3INUzQ1T1RsYSxSbjhxRWkwZ1R...). The page header includes the George Mason University logo and the text "GEORGE MASON UNIVERSITY GRADUATE PROGRAMS Graduate Application". A "Sign Out" link is visible in the top right. The main content area is titled "New Application" and contains the following text: "After selecting your program and clicking “Start Application”, please be patient as your customized Mason application loads." Below this text are three dropdown menus, each with a red arrow pointing to it from the left. The first dropdown is labeled "What level are you applying for?" and has "1 - Masters" selected. The second dropdown is labeled "What campus are you applying for?" and has "1 - On-Campus or Hybrid" selected. The third dropdown is labeled "What degree-seeking program are you applying for?" and has "Special Education - MED" selected. Below these dropdowns is a "Term" dropdown menu with "Fall 2020" selected. At the bottom right of the form is a green button labeled "START APPLICATION".

In case of questions regarding your Graduate Admission, please don't hesitate to contact the College of Education and Human Development Graduate Admissions Office:

Email: [cehdooa@gmu.edu](mailto:cehdooa@gmu.edu)

Phone: 703-993-2892

Fax: 703-993-2020

Office Location: 1700 Thompson Hall, MSN: 4D1

Mailing Address:

Office of Graduate Admissions

4400 University Drive, MSN 4C8

Fairfax, Virginia 22030

### STEP 3: Application Status

You may check the status of your application at: [Application Status | George Mason University \(gmU.edu\)](https://masongrad.force.com/onlineapp/TargetX_App_NewApplication?_CONFIRMATIONTOKEN=VmpFFSxNakFSTUMwd09DMHdNbfF4TIRveE5qb3INUzQ1T1RsYSxSbjhxRWkwZ1R...). Applicants with incomplete applications will be notified via e-mail with reminders to

complete the application. Applicants will have to log into the Application Portal site through the above link to check for missing application documents. Admissions decisions are communicated electronically.